

# COVID-19 Vaccine Lesson - Tutor Guide (Levels 1-3)

(Note to tutor: Information current as of 2/2021; Will change as CT's vaccine plans evolve.)

## Activity #1: Introduction and Vocabulary

1. Ask students to read aloud "About COVID-19" at the top of page 1 of their student handout. For lower-level students, you can read aloud if you prefer. Discuss the meaning of the vocabulary words written in bold. You can write the definitions on the whiteboard in the classroom or on Zoom.
  - **Coronavirus**-a **virus** (bug) that causes **respiratory** (lung) illness. It is also known as Covid-19.
  - **Infectious disease**-an illness that you can easily catch.
  - **Symptoms**-signs or warnings
  - **Pneumonia**-a type of serious lung illness that makes it hard to breath.
2. Based on what they read, ask students to read the sentences and decide if they are true or false.

## Activity #1 KEY





True (T) false (F)





1. F
2. F
3. T
4. T

3. Have students look at the pictures of the symptoms on the left and ways to stop COVID-19 on the right. Match the pictures with the descriptions.

### Symptoms and Ways to Stop Coronavirus

(Write the numbers in the correct boxes.)

	1	2	<b>Cough</b>
	2	1	<b>Difficulty breathing</b>
	3	3	<b>Fever</b>
	4	4	<b>Runny Nose</b>

	1	4	<b>Wash your hands</b>
	2	1	<b>Wear face masks</b>
	3	3	<b>Avoid close contact</b>
	4	2	<b>Cover your nose when sneezing</b>

Source: iSLCollective Free Worksheets

## COVID-19 Vaccine Lesson - Tutor Guide (Levels 1-3)

(Note to tutor: Information current as of 2/2021; Will change as CT's vaccine plans evolve.)

### Activity #1 (continued)

4. Ask a student to read the sentence on page 2 of their student handout:  
*Another way to stop or **prevent** Coronavirus is to get a **vaccine**. A vaccine is also called a **shot**.*  
Review the words in bold and refer to the images on page 2.
5. Ask students what they have heard about the COVID-19 vaccine and what they think about it.

### Activity #2: YouTube Video

1. Ask students to listen to the following short video about why people should get the vaccine. Ask them to write down one thing that they learn. Discuss key points from the video, e.g., it is safe, it will help keep you from getting COVID-19, there is no reason to be afraid of it.

\*Time needed = 1 minute, 12 seconds for video:

<https://www.youtube.com/watch?v=eeVB7tTUcxI&feature=youtu.be>

2. If you would like to find other recent news-related videos, you can search here for options:

<https://hartfordhealthcare.org/health-wellness/covid-vaccine/media>

### Activity #3: Reading Comprehension - How to Get a Vaccine

Have students read the information on page 2, "Are you (or your family member) age 65 years or older"? Discuss each step and check for understanding. You can share these links during class if you wish, or use the information to prepare for class:

<https://portal.ct.gov/Coronavirus/covid-19%20vaccinations>

[COVID-19 Vaccinations - VAMS Support \(ct.gov\)](#)

### Activity #4: What You Will Need to Complete the Online Form

If students decide to go online to register, they will need to fill in certain information. Ask students to read the information that they will need on page 3 of the student handout. Discuss the information required. You can also ask them to practice writing the basic information, 1-6.

The instructions are difficult so they may need someone to help them to complete the form online, e.g., #7 "eligible occupations and age requirements" drop down box vocabulary.

As you will see, there are criminal penalties for providing information that is not accurate.

Below is the link to the online form if you would like to display it in class:

[Online VAMS Enrollment \(ct.gov\)](#)

## COVID-19 Vaccine Lesson - Tutor Guide (Levels 1-3)

(Note to tutor: Information current as of 2/2021; Will change as CT's vaccine plans evolve.)

### Activity #5: What to Expect After Getting the Vaccine (Optional)

Share the article about what to expect after the vaccine including possible side effects that should go away. Review new vocabulary. Students may want to print out the pdf as a reference.

English:

[https://www.cdc.gov/coronavirus/2019-ncov/vaccines/pdfs/321466-A FS What Expect COVID-19 Vax Final 12.13.20.pdf](https://www.cdc.gov/coronavirus/2019-ncov/vaccines/pdfs/321466-A_FS_What_Expect_COVID-19_Vax_Final_12.13.20.pdf)

Spanish:

[https://www.cdc.gov/coronavirus/2019-ncov/downloads/vaccines/What\\_Expect\\_Vaccination\\_ES.pdf](https://www.cdc.gov/coronavirus/2019-ncov/downloads/vaccines/What_Expect_Vaccination_ES.pdf)